

Q&A management

Summary

This is the management function of Q&A details and processing, and it is comprised of the functions of registering the Q&A details and also registering the reply writing of administrator.

Description

Package Dependency

Q&A management package has direct functional dependency only for the common (cmm) package of element technology and system package (sim). However, in order to be executed without error during the component distribution, the distribution file is constituted with the format/date/calculation package in accordance with the dependency between packages.

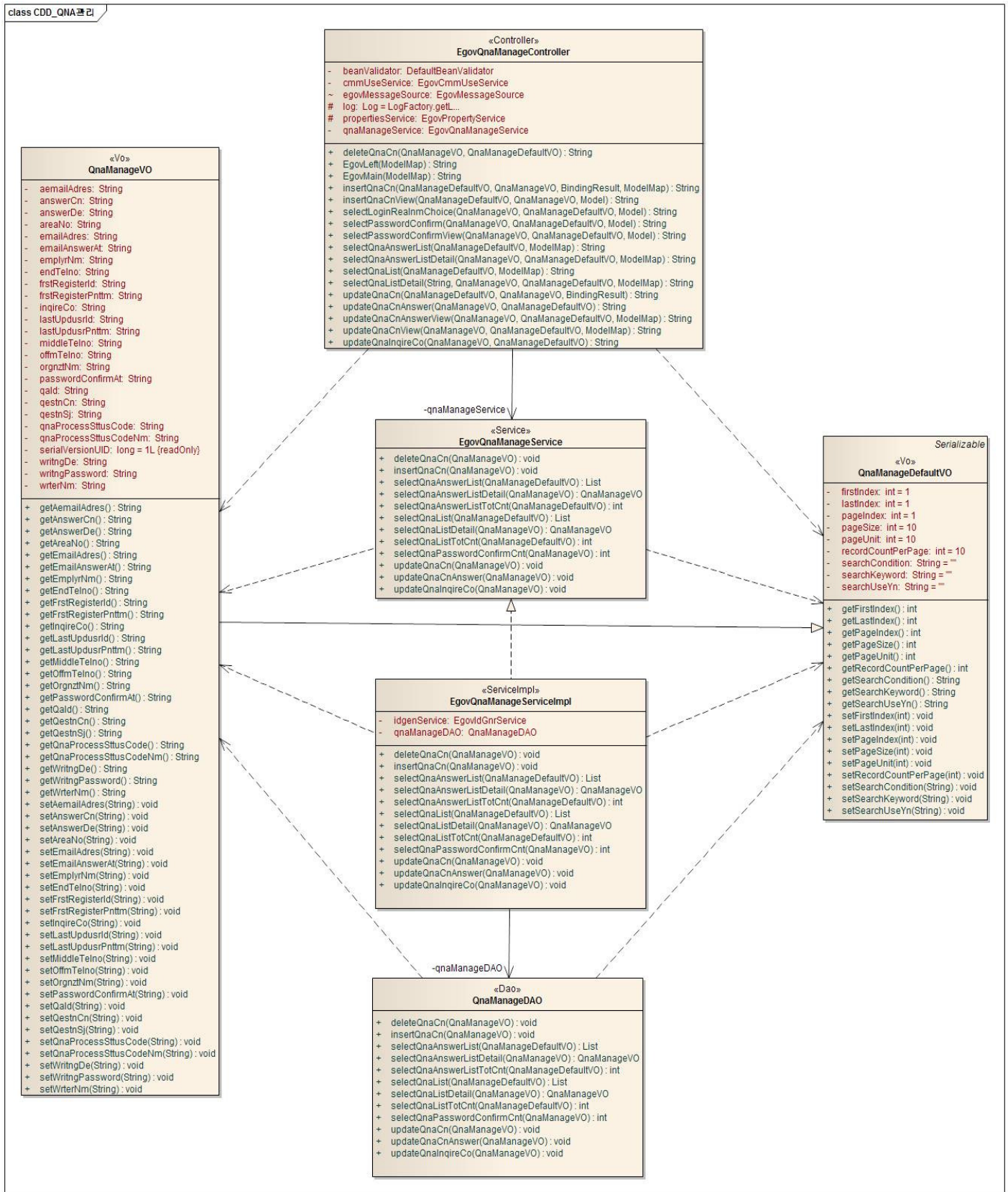
- Dependency between packages: [User support Package Dependency](#)

Related Sources

Type	Name of Corresponded Source	Remarks
Controller	egovframework.com.uss.olh.qna.web.EgovQnaManageController.java	Controller class for Q&A management
Service	egovframework.com.uss.olh.qna.service.EgovQnaManageService.java	Service interface for Q&A management
ServiceImpl	egovframework.com.uss.olh.qna.service.impl.EgovQnaManageServiceImpl.java	Service implementation class for Q&A management
VO	egovframework.com.uss.olh.qna.service.QnaManageVO.java	VO class for Q&A management
VO	egovframework.com.uss.olh.qna.service.QnaManageDefaultVO.java	SearchVO class for Q&A management
DAO	egovframework.com.uss.olh.qna.service.imp.QnaManageDAO.java	Data processing class for Q&A management
JSP	/WEB-INF/jsp/egovframework/com/uss/olh/qna/EgovQnaListInquire.jsp	List inquiry page for Q&A management
JSP	/WEB-INF/jsp/egovframework/com/uss/olh/qna/EgovQnaDetailInquire.jsp	Detailed inquiry page for Q&A management
JSP	/WEB-INF/jsp/egovframework/com/uss/olh/qna/EgovQnaCnRegist.jsp	Registration page for Q&A management
JSP	/WEB-INF/jsp/egovframework/com/uss/olh/qna/EgovQnaCnUpdt.jsp	Modification page for Q&A management
JSP	/WEB-	Reply list

	INF/jsp/egovframework/com/uss/olh/qna/EgovQnaAnswerListInquire.jsp	inquiry page for Q&A management
JSP	/WEB-INF/jsp/egovframework/com/uss/olh/qna/EgovQnaAnswerDetailInquire.jsp	Reply detailed inquiry page for Q&A management
JSP	/WEB-INF/jsp/egovframework/com/uss/olh/qna/EgovQnaCnAnswerRegist.jsp	Reply registration page for Q&A management
JSP	/WEB-INF/jsp/egovframework/com/uss/olh/qna/EgovQnaCnAnswerUpdt.jsp	Reply modification page for Q&A management
Query XML	resources/egovframework/sqlmap/com/uss/olh/qna/EgovQnaManage_SQL_Mysql.xml	Query XML for MySQL for Q&A management (Inquiry, registration, modification, and deletion)
Query XML	resources/egovframework/sqlmap/com/uss/olh/qna/EgovQnaManage_SQL_Oracle.xml	Query XML for Oracle for Q&A management (Inquiry, registration, modification, and deletion)
Query XML	resources/egovframework/sqlmap/com/uss/olh/qna/EgovQnaManage_SQL_Tibero.xml	Query XML for Tiberio for Q&A management (Inquiry, registration, modification, and deletion)
Query XML	resources/egovframework/sqlmap/com/uss/olh/qna/EgovQnaManage_SQL_Alibase.xml	Query XML for Alibase for Q&A management (Inquiry, registration, modification, and deletion)
Validator Rule XML	resources/egovframework/validator/validator-rules.xml	Validator Rule defined XML
Validator XML	resources/egovframework/validator/com/uss/olh/qna/EgovQnaManage.xml	Validator XML for Q&A management
Message properties	resources/egovframework/message/com/message-common_ko_KR.properties	Message properties for Q&A management

Class Diagram



ID Generation related DDL & DML

- In order to utilize the ID Generation Service, **QA_ID** item shall be added to COMTECOPSEQ which is the Sequence storage table.

```
CREATE TABLE COMTECOPSEQ ( table_name varchar(16) NOT NULL,  
                           next_id DECIMAL(30) NOT NULL,  
                           PRIMARY KEY (table_name));
```

```
INSERT INTO COMTECOPSEQ VALUES('QA_ID','0');
```

ID Generation Environment setup (context-idgen.xml)

```
<bean name="egovQnaManageIdGnrService"  
      class="egovframework.rte.fdl.idgnr.impl.EgovTableIdGnrService"  
      destroy-method="destroy">  
  <property name="dataSource" ref="egov.dataSource" />  
  <property name="strategy"   ref="qnaManageStrategy" />  
  <property name="blockSize"  value="10"/>  
  <property name="table"      value="COMTECOPSEQ"/>  
  <property name="tableName"  value="QA_ID"/>  
</bean>  
  
<bean name="qnaManageStrategy"  
      class="egovframework.rte.fdl.idgnr.impl.strategy.EgovIdGnrStrategyImpl">  
  <property name="prefix" value="QA_" />  
  <property name="cipers" value="17" />  
  <property name="fillChar" value="0" />  
</bean>
```

Related Table

Name of table	Name of table (English)	Remarks
QA information	COMTNQAINFO	Manage the question and reply.

Related functions

Q&A management function is largely classified into the functions of **Q&A list inquiry**, **Q&A detailed inquiry**, **Q&A contents registration**, and **Q&A contents modification** which are used by general user and the functions of **Q&A reply list inquiry**, **Q&A reply detailed inquiry**, and **Q&A contents reply modification** which are used by administrator.

Q&A list Inquiry

Business rule

List inquiry can be performed with inquiry condition, and Q&A can be registered by clicking the Register button and moving to the Q&A registration screen.

Related code

N/A

Screen and execution manual

Action	URL	Controller method	QueryID
List inquiry	/uss/olh/qna/QnaListInquire.do	selectQnaList	"QnaManageDAO.selectQnaList",

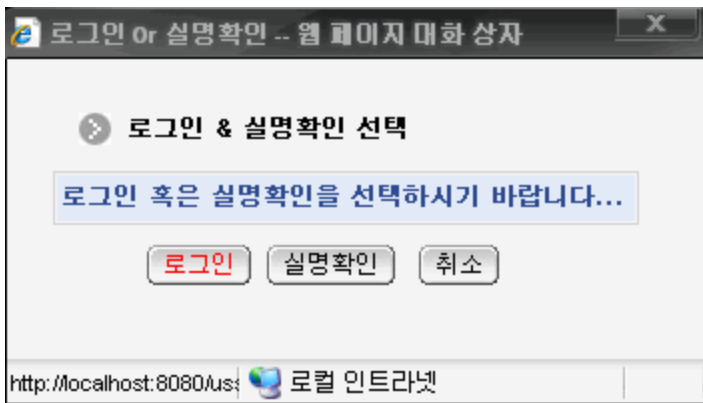
Q&A list is inquired with the unit of 10 cases per page, and paging is realized with the unit of 10 pages. Search condition is performed for the name of prepared person and Q&A subject. In the case of changing the search range per page, change the pageUnit, pageSize of context-properties.xml file. (However, corresponding setup exerts influence to the overall common service functions.)

Q&A 목록조회 --선택하세요-- 조회 등록

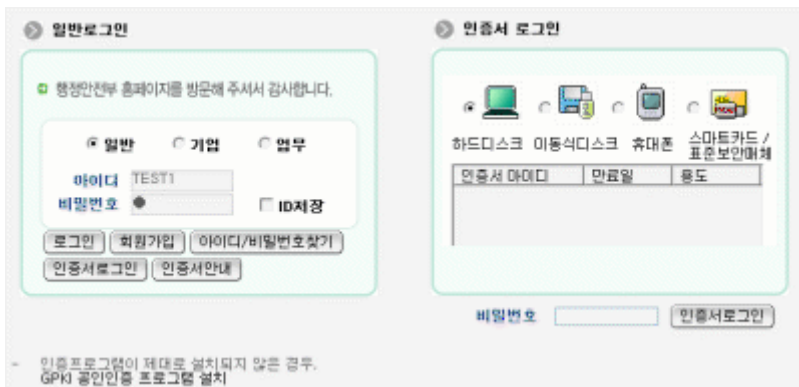
순번	질문제목	작성자	진행상태	조회수	작성일자
1	축제 문화에 대한 질문	박상수	접수대기	0	2009-04-29
2	작성비밀번호 수정2	김인홍	완료	137	2009-04-13
3	공문서 관리에 관하여	박정규	완료	13	2009-04-07

◀ ◁ 1 ▷ ▶ ▶

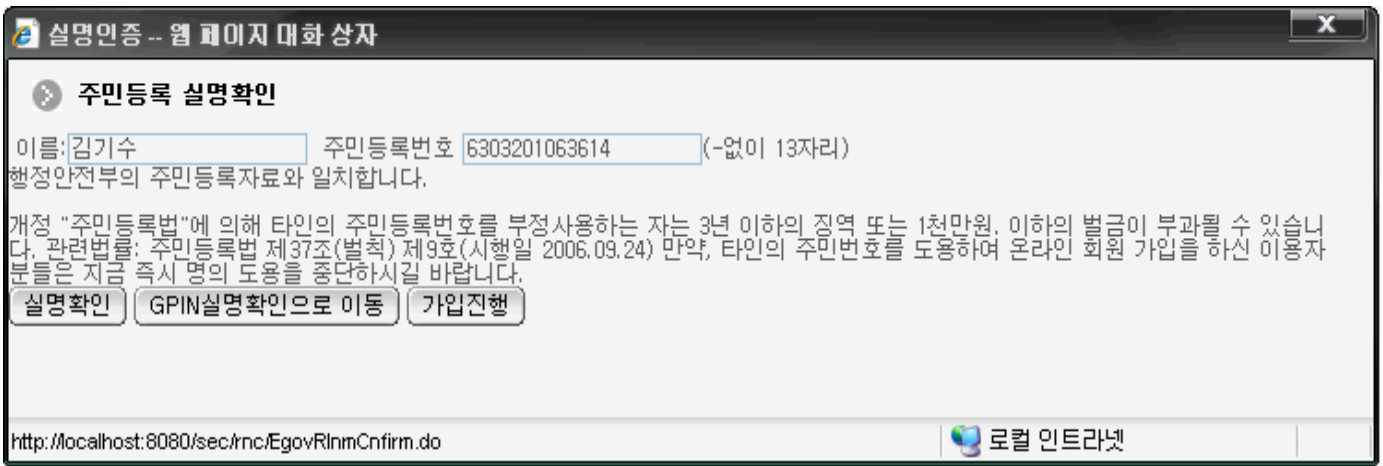
If login is not performed when clicking the Register button, the login or real name confirmation selection screen is activated.



When selecting the login, the screen is activated as follows.



When selecting the real name confirmation, the screen as follows is activated.



Inquiry: In order to inquire Q&A, select the search condition at the top, and click the Inquiry button after inputting the corresponding search character.

Register: In order to register Q&A, move to **Q&A registration** screen through the Register button at the top.

Click the List: It is moved to the **Q&A detailed inquiry** screen.

Q&A detailed inquiry

Business rule

This is the screen which is arrived when clicking the list at Q&A list inquiry, and it displays the detailed information for Q&A.

Related Code

N/A

Screen and execution manual

Action	URL	Controller method	QueryID
Detailed inquiry	/uss/olh/qna/QnaDetailInquire.do	selectQnaListDetail	"QnaManageDAO.selectQnaListDetail"
Deletion	/uss/olh/qna/QnaCnDelete.do	deleteQnaCn	"QnaManageDAO.deleteQnaCn"

From Q&A detailed inquiry screen, Q&A contents modification, Q&A contents deletion, and Q&A list inquiry can be conducted.

Q&A상세조회

작성자명	박정규
전화	011-212-1222
이메일	freehows@google.co.kr <input type="checkbox"/> 이메일답변여부
작성일자	2009-04-07
조회횟수	19
질의응답처리상태	접수대기
질문제목	공문서 관리에 관하여
질문내용	너무나 많은 문서로 인한 어려움이 많습니다..

This is constituted in such a way that Q&A writing can be modified or deleted after confirming the password of preparation when clicking the Update and Delete buttons.

작성비밀번호 확인 -- 웹 페이지 대화 상자

작성 비밀번호 확인

작성글 비밀번호 *

http://Mocalhos 로컬 인트라넷

Update: When clicking the Update button, it is moved to the screen where Q&A can be revised.

Delete: When clicking the Delete button, deletion process can be conducted by displaying the message of confirming the state of deletion.

List: It is moved to **Q&A list inquiry** screen.

Q&A details registration

Business rule

Basic information for Q&A is inputted and saved. The red* mark at the right side of the name of input indicates the item which must be inputted without fail.

Related Code

N/A

Screen and execution manual

Action	URL	Controller method	QueryID
Registration screen	/uss/olh/qna/QnaCnRegistView.do	insertQnaCnView	
Registration	/uss/olh/qna/QnaCnRegist.do	insertQnaCn	"QnaManageDAO.insertQnaCn"

Q&A내용등록

작성자명 *	<input type="text" value="박상수"/>
작성 비밀번호 *	<input type="password"/>
전화번호 *	<input type="text" value="031"/> - <input type="text" value="1112"/> - <input type="text" value="2121"/>
이메일	<input type="text" value="egov@mopas.go.kr"/> <input type="checkbox"/> 이메일답변여부
질문제목 *	<input type="text" value="탈출 축제에 대한 문의"/>
질문내용 *	<div style="border: 1px solid #ccc; padding: 5px; min-height: 150px;"> 시간이.... </div>

List: It is moved to **Q&A list inquiry** screen.

Save: Inputted Q&A information are saved.

Q&A contents modification

Business rule

Inputted Q&A information is saved. The red* mark at the right side of the name of input indicates the item which must be inputted during the modification.

Related Code

N/A

Screen and execution manual

Action	URL	Controller method	QueryID
Modification screen	/uss/olh/qna/QnaCnUpdtView.do	updateQnaCnView	"QnaManageDAO.selectQnaListDetail"

Q&A내용수정

작성자명 * 박상수

작성 비밀번호 * ●

전화번호 * 031 -1112 -2121

이메일 egov@mopas.go.kr 이메일답변여부

질문제목 * 탈출이란.....

질문내용 * 탈출의 정의?????????

Update: Inputted Q&A information with modification are saved.

List: It is moved to **Q&A list inquiry** screen.

Q&A reply list inquiry

Business rule

This is the function for managing the reply writing by administrator, and list inquiry can be conducted with inquiry condition, and Q&A can be registered by clicking the Register button and moving to the Q&A registration screen.

Related Code

N/A

Screen and execution manual

Action	URL	Controller method	QueryID
List inquiry	/uss/olh/qnm/QnaAnswerListInquire.do	selectQnaAnswerList	"QnaManageDAO.selectQnaAnswerList",
			"QnaManageDAO.selectQnaAnswerListTotalCnt"

Q&A list is inquired with the unit of 10 cases per page, and paging is realized with the unit of 10 pages. Search condition is performed for the name of prepared person and state of progress. In the case of changing the search range per page, the pageUnit, pageSize of context-properties.xml

file are changed. (However, corresponding setup exerts influence to the overall common service functions.)

Q&A답변목록 조회					
		--선택하세요--			조회
순번	질문제목	작성자	진행상태	조회수	작성일자
1	탈출 축제에 대한 문의	박상수	접수대기	1	2009-04-29
2	공문서 관리에 관하여	박정규	접수대기	20	2009-04-07

◀ ◁ 1 ▷ ▶ ▶

Inquiry: In order to inquire Q&A, select the search condition at the top, and click the Inquiry button after inputting the corresponding search character.

List click: It is moved to the **Q&A detailed inquiry** screen.

Q&A reply detailed inquiry

Business rule

Information of prepared person and reply contents detailed information are displayed by administrator.

Related Code

N/A

Screen and execution manual

Action	URL	Controller method	QueryID
Detailed inquiry	/uss/olh/qnm/QnaAnswerDetailInquire.do	selectQnaAnswerListDetail	"QnaManageDAO.selectQnaListDetail"

From Q&A reply detailed inquiry screen, Q&A contents reply modification, and Q&A reply list inquiry can be conducted.

Q&A답변상세조회

작성자명	박정규
전화	011-212-1222
이메일	freehow@naver.com <input type="checkbox"/> 이메일답변여부
작성일자	2009-04-07
조회횟수	20
진행처리상태	완료
질문제목	공문서 관리에 관하여
질문내용	너무나 많은 문서로 인한 어려움이 많습니다..
답변내용	공사의 어려움
담당부서	문화체육과
답변일자	2009-04-29
답변자	박상수
전화번호	
이메일	egov@mopas.go.kr

[수정](#) [목록](#)

Update: When clicking the Update button, it is moved to the screen where Q&A can be revised.

Delete: When clicking the Delete button, deletion process can be conducted by displaying the message of confirming the state of deletion.

List: It is moved to **Q&A reply list inquiry** screen.

Q&A contents reply modification

Business rule

Inputted Q&A information is saved. This is constituted in such a way that information of prepared person can be referred to only, and only the reply contents at the bottom can be inputted.

Related Code

The codes used at Q&A management and the reflecting items of the setup values in accordance with them are as follows.

Classification of code	Name of code classification	Code ID	Code name
COM028	Question reply processing state	1	Standby for reception
COM028	Question reply processing state	2	Reception
COM028	Question reply processing state	3	Completion

Question reply processing state codes can be used by adding them.

Screen and execution manual

Action	URL	Controller method	QueryID
Modification screen	/uss/olh/qnm/QnaCnAnswerUpdtView.w.d	updateQnaCnAnswerView	
Modification	/uss/olh/qnm/QnaCnAnswerUpdt.do	updateQnaCnAnswer	"QnaManageDAO.updateQnaCnAnswer"

Q&A내용답변수정

작성자명 *	<input type="text" value="박상수"/>
전화번호 *	<input type="text" value="031"/> - <input type="text" value="1112"/> - <input type="text" value="2121"/>
이메일 *	<input type="text" value="egov@mopas.go.kr"/> <input type="checkbox"/> 이메일답변여부
질문제목 *	<input type="text" value="탈출 축제에 대한 문의"/>
질문내용 *	<div style="border: 1px solid #ccc; padding: 5px; min-height: 100px;">기간이....</div>
진행처리상태 *	<input type="text" value="접수"/>
답변내용 *	<div style="border: 1px solid #ccc; padding: 5px; min-height: 100px;">4월 25일부터 5월 초까지 진행 예정입니다..</div>

Update: Inputted Q&A information with modification are saved.

List: It is moved to **Q&A list inquiry** screen.